

Directions from Leeds Train Station to Henry Moore Institute

A step-by-step guide with photos to help you navigate from Leeds Train Station to Henry Moore Institute. Walking this route takes around ten minutes. It is mostly flat, with a slight uphill incline in places. Crossing some roads is necessary, but these all have pedestrian crossing in place.

1. Ticket barriers at the station



After passing through the ticket barriers at Leeds station, you'll find an information desk with friendly staff who can help. Turn left and follow the station concourse as it curves. Please do not go through the main exit at the front of the station as it is closed for building work.

2. Exiting the station




Walk through the concourse, past Sainsbury's on your right. Go straight until you reach the exit into City Square, also known as Wellington Street. There is a slight downward slope towards this exit, which can be slippery on rainy days. The exit has automatic doors on the right- and left-hand sides.

3. Crossing City Square




As you step outside, you'll come to an open space (City Square). There is a cycle lane directly ahead of you with a zebra crossing. Pedestrians have right of way – cross the cycle lane and veer slightly right, heading across the square towards Park Row.

4. Reaching Park Row



Pass the public statues on your left and continue straight until you reach the traffic lights. Cross Infirmary Street at the lights, then keep walking straight until you reach the main road (Park Row) on your right.

5. Walking up Park Row




At the fork, keep to the right-hand side, walking up Park Row. The pavement slopes gently uphill. On the way, you will pass three crossings with red tactile paving. Continue straight for about five minutes until you reach a pedestrian crossing on South Parade – cross here and keep going.

6. Reaching The Headrow



Shortly after, you'll come to a large crossroads where Park Row meets The Headrow. There is a Caffè Nero on the corner to your right.

7. Crossing the Headrow



Cross The Headrow at the pelican crossing by the traffic lights. Once across, bear left to cross the cycle path at the zebra crossing. You're now in Victoria gardens, and ahead of you is Henry Moore Institute – the building with a black facade.

8. Arriving at Henry Moore Institute



You can enter via stairs at the main entrance, or use the lift entrance on the right side of the building on Cookridge Street. Inside the main entrance, there are steps leading to the galleries. The reception desk is on your right and our friendly staff are always happy to help if you need any assistance.